








BEARING SELECTION CHART

LUBRICATION FREE

REQUIRE LUBRICATION

CIP COMPOSITE BEARINGS	RULON BEARINGS	CJ BEARINGS	FCJ BEARINGS	CONVEYOR FRICTION ROLLERS	BRONZE BEARINGS
					
Composite	Filled P.T.F.E.	Composite	Composite / P.T.F.E.	Powered Metal	SAE 660 Bronze Aluminum Bronze C86300 BRONZE
Metric & English bearings & washers	Metric & English bearings & washers	Metric & English bearings & washers	Metric & English bearings	Round or Hex ID	Metric & English bearings & washers
Standard sizes & custom machining	Standard sizes & custom machining	Standard sizes	Standard sizes & Precision series	Standard sizes	Standard sizes & custom machining
High load Moderate speed	Moderate load Moderate speed	High load Slow speed	Moderate load Moderate speed	Heavy load Slow speed	Heavy load Moderate speed
Shaft type: Hardened, chromed, stainless, mild steel	Shaft type: Hardened	Shaft type: Hardened, chromed	Shaft type: Hardened, chromed, stainless, mild steel	Shaft type: Hardened	Shaft type: Hardened, chromed
Motion Types: Slow rotary Linear Pivot	Motion Types: Moderate rotary Linear	Motion Types: Short linear Heavy pivot	Motion Types: Average rotary Linear Pivot	Motion Types: Slow rotary	Motion Types: Rotary, Linear, Pivot
Operating temp: Varies by grade	Operating temp: -400/+550	Operating temp: -320/+350	Operating temp: -320/+350	One & Three Piece Roller Units	Bronze Bearings available with SOLID LUBRICANT PLUGS
Chemical resistant	Chemically Inert	Chemical resistant	Chemical resistant	 <p style="text-align: center; font-weight: bold; margin-top: 10px;">ENGINEERED PRODUCTS</p> <p style="text-align: center;">(248) 528-2020 FAX: (248) 528-0920</p>	
Electrically insulating	Electrically insulating	Electrically insulating	Electrically insulating		
MARINE & HYDRO BEARINGS AVAILABLE	Check with Welker for materials designed for high temp or corrosive applications.				